

AIM-8I BCR SOP

Prepared by ACG-Mobile Team

(2017/06/02)

Environment setup

- Windows 10 IoT 64bit
- BCR Module
- MediumText.exe (Optional)

1. Environment setup. Tweezer, screwdriver, AIM-8I and BCR module.



2. Remove 4 cover stickers by tweezer.



3. Remove 4 screws by screwdriver.



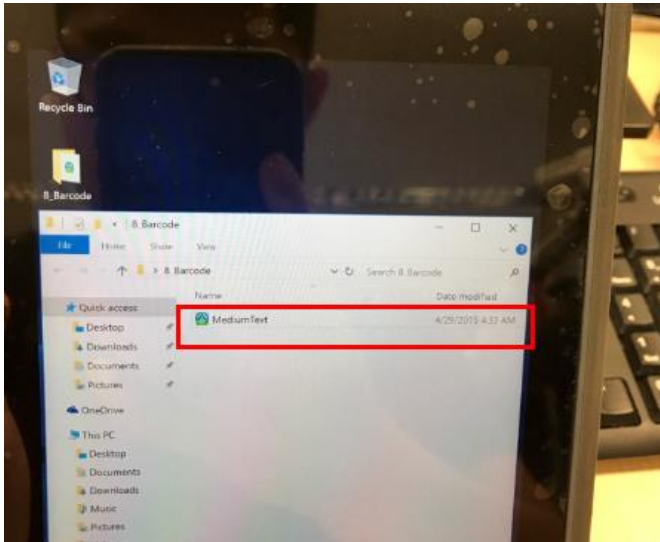
4. Lock the BCR module by 4 screws and paste back 4 stickers.



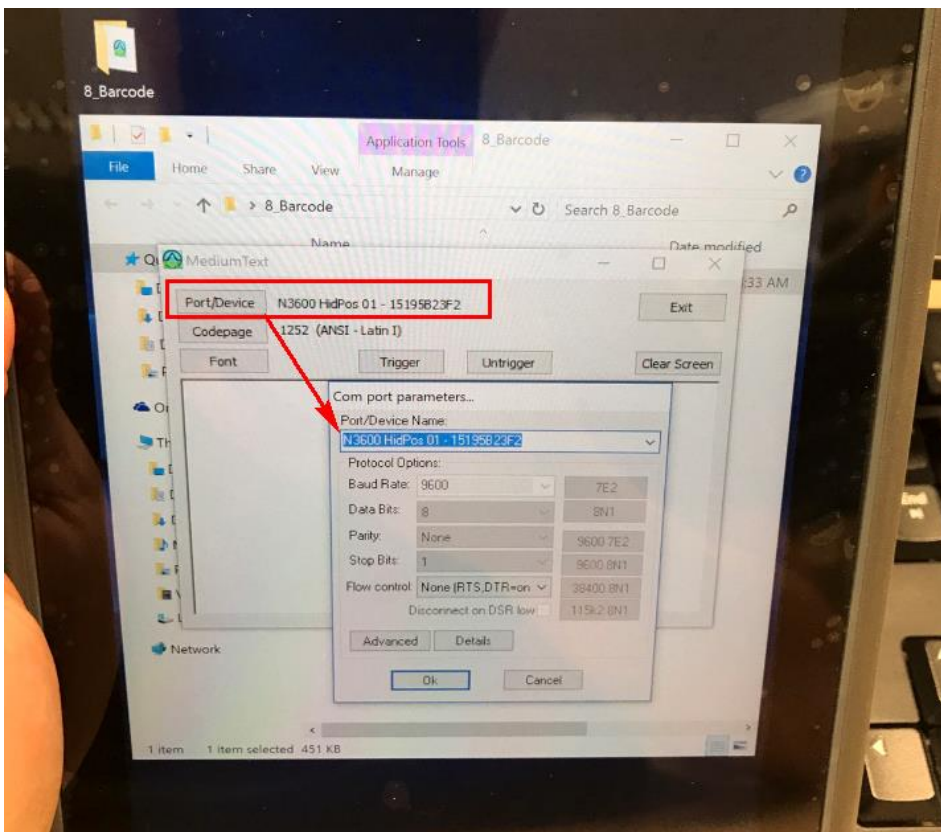
5. You can press the right button of AIM81 to trigger the Barcode Module, and it can use both on Android and Windows OS.



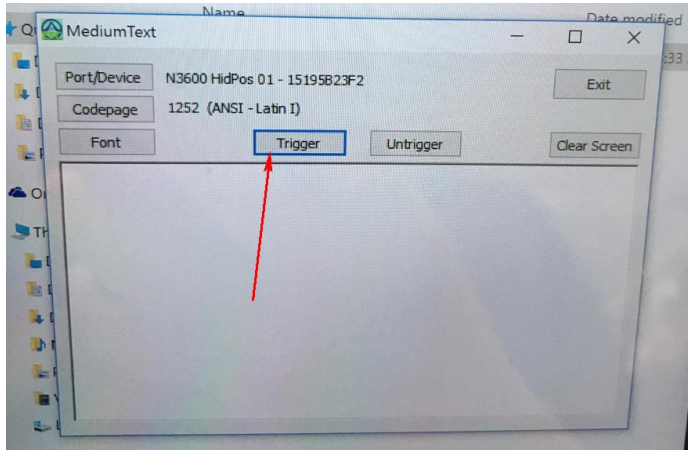
- (Optional) Enter into Windows OS and execute the file "MediumText.exe".




- Click "Port/Device" and select the "N3600 HidPos 01-15195823F2". Then click "Ok".



- After finished step6, click “Trigger” to trigger barcode module.



- Scan the barcode after triggering the BCR module. If scan successfully, the barcode number will be showed under the window of MediumText.exe and closed BCR synchronously.



- Contact Window:**

If you have any questions, please contact [Oscar.Liu](#) #9592
Rescue Media Builder License only for Advantech.