

GP-3000

Dual Full-length GPU Expandable Computer



Overview

[CONTACT](#)

GP-3000. A flagship GPU edge computing computer of Cincoze. Its crowning feature is an exclusive GPU Expansion Box that provides expansion for up to two high-end GPU cards and creating a high-performance industrial-grade GPU computing computer.

Extreme Computing Performance

The GP-3000's extreme computing power starts with an 8th or 9th generation Intel® Xeon® or Core™ i3/i5/i7 (Coffee Lake and Coffee Lake-R) CPU, Intel® C246 chipset, and supports two sets of DDR4-2666 ECC/non-ECC SO-DIMM up to 128 GB and can support up to two 250 W high-end GPU cards. With a total power consumption of 720W, it's easy to meet and exceed high-efficiency application requirements. A precision heat dissipation and cooling design quickly wick away heat, keeping the focus squarely on the breathtaking performance of the GP-3000.

Rich Application Functions

The GP-3000 redefines the standard for high-end GPU computers, with high-speed I/O and multiple functions. In addition to the standard five LAN ports and six USB 3.2 ports, the GP-3000 uses Cincoze's exclusive CMI and CFM modular design, which offers expansion modules with eight Gigabit PoE, two USB 3.2, or dual 10 Gb/s LAN ports. Storage options include high-speed M.2 NVMe storage slots and four hot-swappable 2.5" HDD/SSD trays accessible through the front maintenance panel. Together, they meet large-capacity machine vision storage requirements and improve hard disk accessibility for convenient removal and replacement. The IGN module (power ignition sensing) can monitor the on-board battery voltage and set a delayed shutdown time to avoid damage to the system due to unstable current when starting or turning off the engine. This combination of diverse functions provides the flexibility to meet the requirements of different market applications.

Strong and Reliable

In the pursuit of ever-higher standards, the GP-3000 has passed the MIL-STD-810G certification designed and promulgated by the US Department of Defense to qualify military equipment. The GP-3000 features 9~48 VDC power input, is built for -40 to 70°C temperature operation. The GP-3000 has E-mark and EN50155 (EN50121-3-2 only) certifications, so it is capable of withstanding the rigors of rail and vehicle applications as well as other harsh environments.

Key Features

- Supports 9th/8th Gen Intel® Xeon®/Core™ Processor (35W / 65W / 80W)
- 2 x DDR4 SO-DIMM Sockets, Supports ECC/non ECC type up to 2666 MHz, 64GB
- 4 x 2.5" Hot Swappable SATA III HDD/SSD Bays (Max Height 15 mm)
- 1 x M.2 M Key Socket (NVMe), 1 x M.2 E Key Socket (CNVi)
- 2 x Front Accessible SIM Card Slots for Signal Redundancy
- CMI Technology for Various I/O Module Expansions
- CFM Technology for Power Ignition Sensing & PoE Function
- Versatile Mounting Methods (Wall / Desktop / Face-up / 19" Rack Mount)
- Military Standard Shock & Vibration Proof

Certifications



Cutting-Edge Performance

The GP-3000 is powered by the excellent performance of 8th / 9th generation Intel® Xeon® / Core™ processors. Supports two DDR4 SO-DIMM ECC/Non-ECC memory, up to 128GB. Through the exclusive GPU Expansion Box (GEB) design can flexibly expand up to dual high-end GPU cards. And GP-3000 offers 720W system power budget for high-end GPU Computing applications.



Futureproof Scalability

Upgrades are now easy. In addition to GPU expansion through the GEBs, the GP-3000 also retains flexibility for future upgrades. Whether adding or upgrading GPU cards, the core system remains, and only the GBE is changed. Upgrades become easier, and the expansion possibilities become almost endless.

Mount Anywhere

The GP-3000 supports multiple mounting options for various environment. Mounting options include a wall mount, desktop mount, Face-up mount, and 19" rack mount. Simple.



Specifications

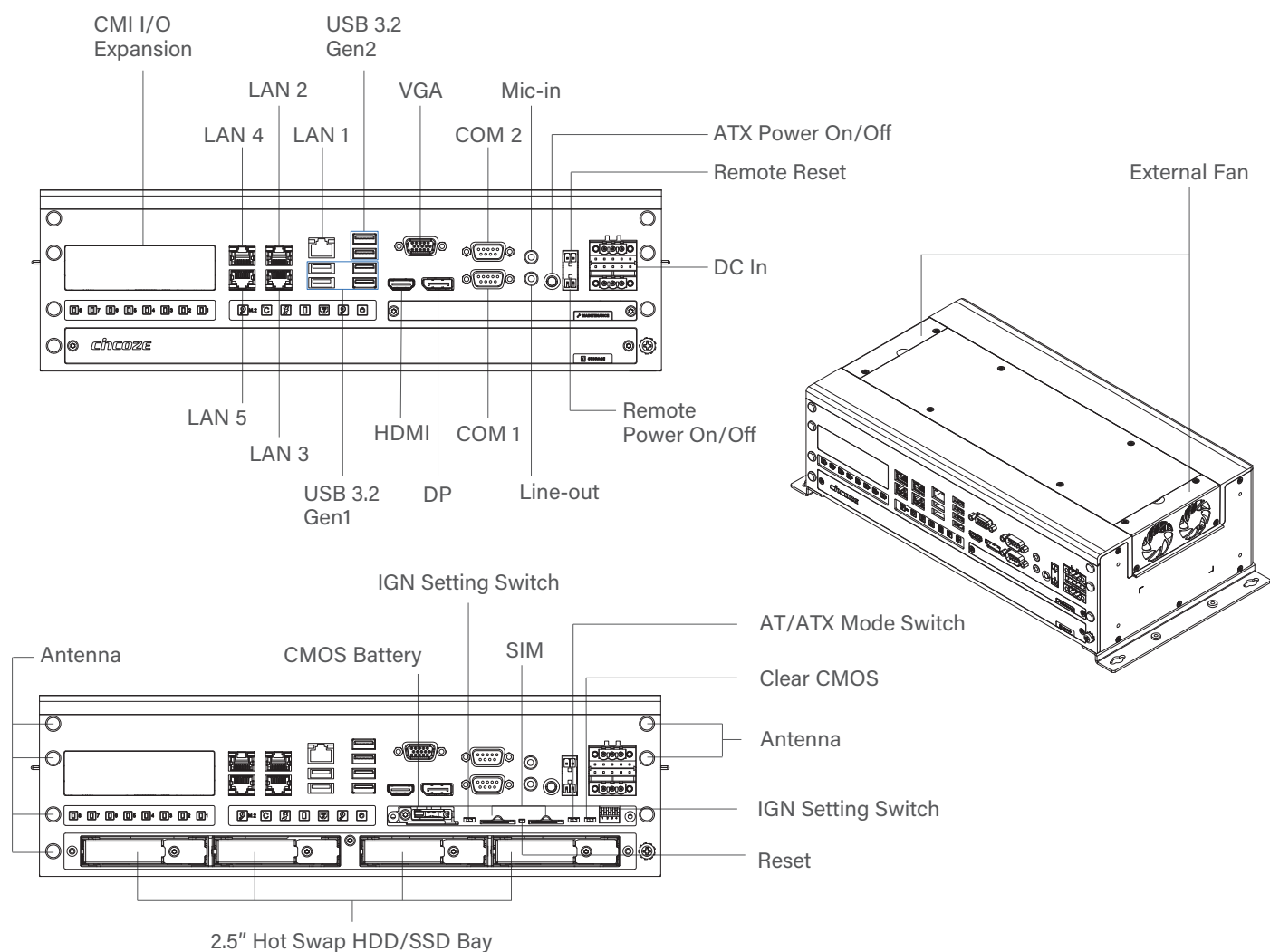
Model Name	GP-3000
System	
Processor	<ul style="list-style-type: none"> 9th Generation Intel Coffee Lake-R S Series CPU: <ul style="list-style-type: none"> - Intel® Xeon® E-2278GE 8 Cores Up to 4.7 GHz, TDP 80W - Intel® Xeon® E-2278GEL 8 Cores Up to 3.9 GHz, TDP 35W - Intel® Core™ i7-9700E 8 Cores Up to 4.4 GHz, TDP 65W - Intel® Core™ i5-9500E 6 Cores Up to 4.2 GHz, TDP 65W - Intel® Core™ i3-9100E 4 Cores Up to 3.7 GHz, TDP 65W - Intel® Core™ i7-9700TE 8 Cores Up to 3.8 GHz, TDP 35W - Intel® Core™ i5-9500TE 6 Cores Up to 3.6 GHz, TDP 35W - Intel® Core™ i3-9100TE 4 Cores Up to 3.2 GHz, TDP 35W 8th Generation Intel Coffee Lake S Series CPU: <ul style="list-style-type: none"> - Intel® Xeon® E-2176G 6 Cores up to 4.7 GHz, TDP 80W - Intel® Xeon® E-2124G 4 Cores up to 4.5 GHz, TDP 71W - Intel® Core™ i7-8700 6 Cores up to 4.6 GHz, TDP 65W - Intel® Core™ i5-8500 6 Cores, up to 4.1 GHz, TDP 65W - Intel® Core™ i3-8100 4 Cores 3.6 GHz, TDP 65W - Intel® Core™ i7-8700T 6 Cores up to 4.0 GHz, TDP 35W - Intel® Core™ i5-8500T 6 Cores up to 3.5 GHz, TDP 35W - Intel® Core™ i3-8100T 4 Cores 3.1 GHz, TDP 35W - Intel® Pentium® G5400 2 Cores 3.7 GHz, TDP 58W - Intel® Pentium® G5400T 2 Cores 3.1 GHz, TDP 35W - Intel® Celeron® G4900 2 Cores 3.1 GHz, TDP 54W - Intel® Celeron® G4900T 2 Cores 2.9 GHz, TDP 35W
Chipset	<ul style="list-style-type: none"> Intel® C246
BIOS	<ul style="list-style-type: none"> AMI BIOS
Memory	<ul style="list-style-type: none"> 2x DDR4 2666/2400 MHz SO-DIMM Sockets <ul style="list-style-type: none"> * Xeon/i7/i5: Up to DDR4 2666MHz * i3/Pentium/Celeron: Up to DDR4 2400MHz Supports ECC / non-ECC Type Up to 64GB
Graphics	
Graphics Engine	<ul style="list-style-type: none"> Integrated Intel® UHD Graphics (Xeon/i7/i5/i3: UHD 630; Pentium/Celeron: UHD 610) Supports Triple Independent Display (VGA/DisplayPort/HDMI)
Audio	
Audio Codec	<ul style="list-style-type: none"> Realtek® ALC888, High Definition Audio
I/O	
DisplayPort	<ul style="list-style-type: none"> 1x DisplayPort Connector (4096 x 2304 @ 60Hz, According to CPU Specifications) * Verified maximum resolution: 3840x2160.
HDMI	<ul style="list-style-type: none"> 1x HDMI Connector (4096 x 2160 @30Hz)
VGA	<ul style="list-style-type: none"> 1x VGA Connector (1920 x 1200 @30Hz)
LAN	<ul style="list-style-type: none"> 5x GbE LAN, RJ45 <ul style="list-style-type: none"> - GbE1: Intel® I219-LM - GbE2: Intel® I210 - GbE3: Intel® I210 - GbE4: Intel® I210 - GbE5: Intel® I210
COM	<ul style="list-style-type: none"> 2x RS-232/422/485 with Auto Flow Control (Supports 5V/12V), DB9
USB	<ul style="list-style-type: none"> 2x 10Gbps USB 3.2 Gen2, Type A 4x 5Gbps USB 3.2 Gen1, Type A
Line-out	<ul style="list-style-type: none"> 1x Line-out, Phone Jack 3.5mm
Mic-in	<ul style="list-style-type: none"> 1x Mic-in, Phone Jack 3.5mm
Power On/Off Switch Button	<ul style="list-style-type: none"> 1x ATX Power On/Off Button

CMOS Switch	<ul style="list-style-type: none"> • 1x Clear CMOS Switch
Remote Power On/Off Connector	<ul style="list-style-type: none"> • 1x Remote Power On/Off Connector, 2-Pin Terminal Block
Terminal Block	<ul style="list-style-type: none"> • 1x Remote Reset, 2-pin Terminal Block
AT/ATX Mode Switch	<ul style="list-style-type: none"> • 1x AT/ATX Mode Switch
Reset Button	<ul style="list-style-type: none"> • 1x Reset Button
Storage	
SSD / HDD	<ul style="list-style-type: none"> • 4x 2.5" Front Accessible SATA HDD/SSD Bay (SATA 3.0), Supports Up to 15mm in Height
M.2	<ul style="list-style-type: none"> • 1x M.2 Key M 2280 Socket, Supports PCIe x4 NVMe SSD or SATA SSD (Gen3)
RAID	<ul style="list-style-type: none"> • Supports RAID 0 / 1 / 5 / 10
Expansion	
PCIe	<ul style="list-style-type: none"> • Optional GPU Expansion Box <ul style="list-style-type: none"> - 1 x PCIe x 4 + 1 x PCIe x 16 - 2 x PCIe x 16 (8 Lanes) + 1 x PCIe x 1 + 1 x PCIe x 4 * Please See "Chapter 3 – GPU Expansion Box Specification" for more information.
Mini-PCIe Socket	<ul style="list-style-type: none"> • 2x Full-size Mini-PCIe Socket
M.2	<ul style="list-style-type: none"> • 1x M.2 Key E 2230 Socket, Supports Intel CNVi Module • 1x M.2 Key M 2280 Socket, Support NVMe/SATA SSD
Universal Bracket	<ul style="list-style-type: none"> • 1x Universal Bracket
SIM Socket	<ul style="list-style-type: none"> • 2x SIM Socket
Antenna Holes	<ul style="list-style-type: none"> • 7x Antenna Holes
CMI (Combined Multiple I/O) Interface	<ul style="list-style-type: none"> • CMI Interface <ul style="list-style-type: none"> 1 x High Speed CMI (Combined Multiple I/O) Interface 1 x Low Speed CMI (Combined Multiple I/O) Interface • CMI Module <ul style="list-style-type: none"> Optional Modules: <ul style="list-style-type: none"> - 4x GbE LAN, RJ45 - 4x GbE LAN, M12 A-Coded - 4x GbE LAN, M12 X-Coded - 2x 10GbE LAN, RJ45 - 2x RS-232/422/485 with Auto Flow Control (Supports 5V/12V), DB9 - 16x Optical Isolated DIO(8DI, 8DO), 2x 10 Pin Terminal Block • 1x CFM IGN Interface <ul style="list-style-type: none"> - CFM-IGN01: Ignition Sensing Function
CFM (Control Function Module) Interface	<ul style="list-style-type: none"> • CFM Interface <ul style="list-style-type: none"> 1x CFM(Control Function Module) IGN Interface 1x CFM(Control Function Module) PoE Interface • CFM Module <ul style="list-style-type: none"> Optional Module <ul style="list-style-type: none"> - 1x Power Ignition Sensing Module with Delay Time Management and Selectable 12V/24V - 1x PoE Function Module Supports Up to 4x PoE+ with Individual port 25.5W
MEC Module	<ul style="list-style-type: none"> • Optional Modules: <ul style="list-style-type: none"> - 2x 5Gbps USB 3.2 Gen1, Type A
Other Function	
Fan Kits	<ul style="list-style-type: none"> • 2x Fan Kits (Air-flow isolated from the electronics)
Instant Reboot	<ul style="list-style-type: none"> • Support 0.2 sec. Instant Reboot Technology
CMOS Battery	<ul style="list-style-type: none"> • SuperCap Integrated for CMOS Battery Maintenance-free Operation
WatchDog Timer	<ul style="list-style-type: none"> • Software Programmable Supports 256 Levels System Reset

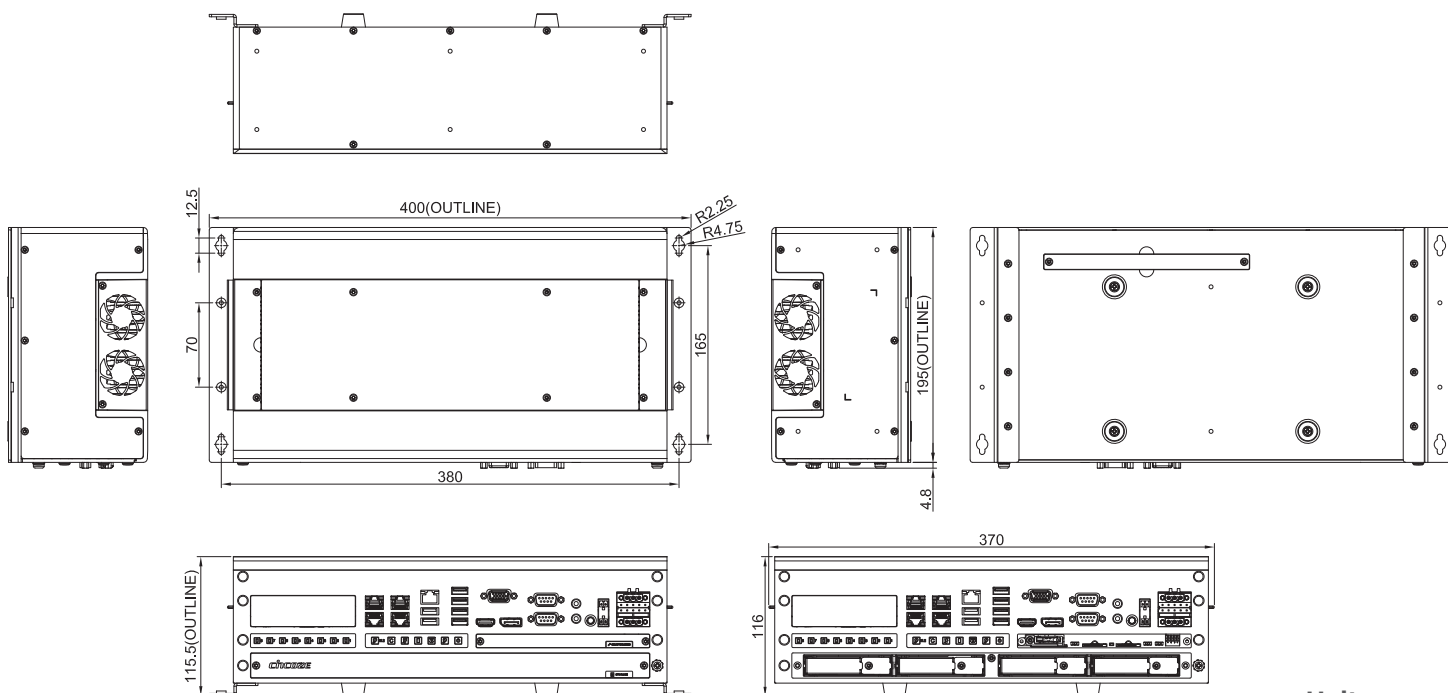
Power Requirement																									
Power Type	▪ AT / ATX																								
Total Power Budget	▪ 720W (with GEB-3601-R10)																								
Power Supply Voltage	▪ 9~48VDC, Single Power Source																								
Connector Type	▪ 2x 3-pin Terminal Block, Each Terminal Block Current Limitation is 15A																								
Power Supply	▪ Optional AC/DC or DC/DC 24V 480W Power Supply ▪ Optional AC/DC or DC/DC 24V 1000W Power Supply																								
Physical																									
Dimension (W x D x H)	▪ 105 x 195 x 370 mm																								
Weight	▪ 8 kg																								
Construction	▪ Extruded Aluminum with Heavy Duty Metal																								
Mounting	▪ Wall Mount / Desktop Mount / 19" Rack Mount / Face-up Mount																								
Physical Design	▪ Unibody Chassis ▪ Jumper-less Design																								
Protection																									
Reverse Power Input Protection	▪ Yes																								
Over Voltage Protection	▪ Protection Range: 51~58V ▪ Protection Type: shut down operating voltage, re-power on at the preset level to recover																								
Over Current Protection	▪ 30A																								
Operating System																									
Windows	▪ Windows® 10																								
Linux	▪ Supports by Project																								
Environment																									
Operating Temperature	<table><tr><th>CPU \ GPU</th><th>Non-GPU</th><th>1 x 250W GPU</th><th>1 x 300W GPU</th><th>2 x 250W GPU</th></tr><tr><td>35W</td><td>-40°C to 70°C</td><td>-40°C to 40°C</td><td>-40°C to 35°C</td><td>-40°C to 35°C</td></tr><tr><td>65W</td><td>-40°C to 60°C</td><td>-40°C to 40°C</td><td>-40°C to 35°C</td><td>-40°C to 35°C</td></tr><tr><td>80W</td><td>-40°C to 50°C</td><td>-40°C to 40°C</td><td>-40°C to 35°C</td><td>-40°C to 35°C</td></tr></table> <p>* With extended temperature peripherals; Ambient with air flow * According to IEC60068-2-1, IEC60068-2-2, IEC60068-2-14 * 100% CPU and GPU without thermal throttling</p>					CPU \ GPU	Non-GPU	1 x 250W GPU	1 x 300W GPU	2 x 250W GPU	35W	-40°C to 70°C	-40°C to 40°C	-40°C to 35°C	-40°C to 35°C	65W	-40°C to 60°C	-40°C to 40°C	-40°C to 35°C	-40°C to 35°C	80W	-40°C to 50°C	-40°C to 40°C	-40°C to 35°C	-40°C to 35°C
CPU \ GPU	Non-GPU	1 x 250W GPU	1 x 300W GPU	2 x 250W GPU																					
35W	-40°C to 70°C	-40°C to 40°C	-40°C to 35°C	-40°C to 35°C																					
65W	-40°C to 60°C	-40°C to 40°C	-40°C to 35°C	-40°C to 35°C																					
80W	-40°C to 50°C	-40°C to 40°C	-40°C to 35°C	-40°C to 35°C																					
Storage Temperature	▪ -40°C to 85°C																								
Relative Humidity	▪ 95% RH @ 70°C (Non-condensing)																								
Shock	▪ MIL-STD-810G																								
Vibration	▪ MIL-STD-810G																								
MTBF	▪ 441,283hr																								
Fire Protection	▪ Fire Protection: EN 45545-2																								
EMC	▪ CE, UKCA, FCC, ICES-003 Class A ▪ EN 50155 (EN 50121-3-2 Only) ▪ E-mark																								

EMI	<ul style="list-style-type: none">• CISPR 32 Conducted & Radiated: Class A• EN/BS EN 50121-3-2 Conducted & Radiated: Class A• EN/BS EN IEC 61000-3-2 Harmonic current emissions: Class A• EN/BS EN61000-3-3 Voltage fluctuations & flicker• FCC 47 CFR Part 15B, ICES-003 Conducted & Radiated: Class A
EMS	<ul style="list-style-type: none">• EN/IEC 61000-4-2 ESD: Contact: 6 kV; Air: 8 kV• EN/IEC 61000-4-3 RS: 80 MHz to 1000 MHz: 20 V/m• EN/IEC 61000-4-4 EFT: AC Power: 2 kV; Signal: 2 kV• EN/IEC 61000-4-5 Surges: AC Power: 2 kV• EN/IEC 61000-4-6 CS: 10V• EN/IEC 61000-4-8 PFMF: 50 Hz, 1A/m• EN/IEC 61000-4-11 Voltage Dips & Voltage Interruptions: 0.5 cycles at 50 Hz
Safety	<ul style="list-style-type: none">• LVD IEC/EN 62368-1

External Layout




Dimensions













Unit: mm

Ordering Information

Available Models



<div>GP-3000-R10</div> <div></div>	9th/8th Gen Intel® Xeon®/Core™ GPU Computer, Supports Dual Full-length GPU Expansion Up to 500W
---	--

Package Checklist

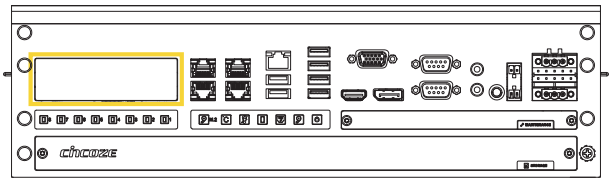
<div></div>	Wall Mount Bracket
<div></div>	1 x Desktop Mount Kit
<div></div>	CPU Heatsink and Thermal Pad Kit
<div><div> x 6</div><div> x 2</div><div> x 16</div><div> x 4</div></div>	4 x Screw Pack
<div></div>	1 x Rubber Foot Kit
<div></div>	2 x Power Terminal Block Connector
<div></div>	2 x Remote Function Terminal Block Connector








Optional Module

Available Models

<div><div>GEB-3301-R10</div><div></div></div>	GPU Expansion Box with 1x PCIe x16 and 1x PCIe x4 Slots for GP-3000 Series
<div><div>GEB-3601-R10</div><div></div></div>	GPU Expansion Box with 2x PCIe x16 (Signal PCIe x8), 1x PCIe x4 and 1x PCIe x1 Slots for GP-3000 Series

Available Models






Model No.	Description
<div>CMI-LAN01-R12/UB1412</div> <div></div>	CMI Module with 4x Intel I210 GbE LAN, RJ45 Port / 1x Universal Bracket with 4x RJ45 Cutout for GP-3000 Series
<div>CMI-M12LAN01-R12/UB1410</div> <div></div>	CMI Module with M12 A-Coded Connector, 4x Intel I210 GbE LAN / 1x Universal Bracket with 4x M12 Cutout for GP-3000 Series
<div>CMI-XM12LAN01-R10/UB1410</div> <div></div>	CMI Module with M12 X-Coded Connector, 4x Intel I210 GbE LAN Ports / Universal Bracket with 4x M12 Cutout for GP-3000 Series
<div>CMI-10GLAN02-R10/UB1428</div> <div></div>	CMI Module with 2x Intel X550 10GbE LAN, RJ45 Port / 1x Universal Bracket with 2x RJ45 Cutout for GP-3000 Series
<div>CMI-COM04-R10/UB1403</div> <div></div>	CMI Module with 2x RS232/422/485 Ports (Support 5V/12V) / 1x Universal Bracket with 2x DB9 Cutout for GP-3000 Series
<div>CMI-DIO04-R11/UB1418</div> <div></div>	CMI Module with 16DIO (8in 8out) / 1x Universal Bracket with DIO Cutout for GP-3000 Series
<div>MEC-USB-M102-30/UB1414</div> <div></div>	Mini-PCle Module with 2x USB 3.2 Gen1 Ports, 1x30 cm cable, 1x Universal Bracket with 2x USB Cutout






Accessories - Function Module

<div>CFM-PoE07-R10</div> <div></div>	<div>CFM Module with PoE Function, Individual Port 25.5W (Enable PoE function for CMI-LAN01-R12, CMI-M12LAN01-R12, CMI-XM12LAN01-R10)</div>
<div>CFM-PoE01</div> <div></div>	<div>CFM Module with PoE Function, Individual Port 25.5W (Enable PoE function for onboard LAN 2 to LAN 5)</div>
<div>CFM-IGN03-R10</div> <div></div>	<div>CFM Module with Power Ignition Sensing Function, 12V/24V Selectable</div>

Mounting Kit

<div>RM01-R10</div> <div></div>	<div>19" Rack Mount Kit for GP-3000</div>
<div>RM02-R10</div> <div></div>	<div>19" Rack Mount Kit for GP-3000/GEB-33 Series</div>
<div>RM03-R10</div> <div></div>	<div>19" Rack Mount Kit for GP-3000/GEB-36 Series</div>

Power Supply / Power Cord / Power Cable

	DIN Rail Power Supply 480W 24V, SDR-480-24
	Power Supply 1000W 24V, HEP-1000-24
	1.8M US Power Cord, Stripped and Tinned End with Tube
	1.8M EU Power Cord, Stripped and Tinned End with Tube
	1M Power Cable with 3-Pin Terminal Block Plug, Stripped and Tinned End with Tube