

# IPC-610-F

## Classic 4U 15-Slot Rackmount Chassis





### Features

- 4U rackmount chassis supports up to 15 cards
- Shock-resistant disk drive bay design holds up to three 5.25" and two 3.5" (one front-accessible & one internal) disk drives
- Special hold-down clamp design with rubber cushions protects the cards from shock and vibration
- Power and HDD activity notification improves system availability
- Front-accessible air filter for easy system maintenance
- Lockable front door prevents unauthorized access
- 300W / 400W AC and 300W DC ATX power supply options



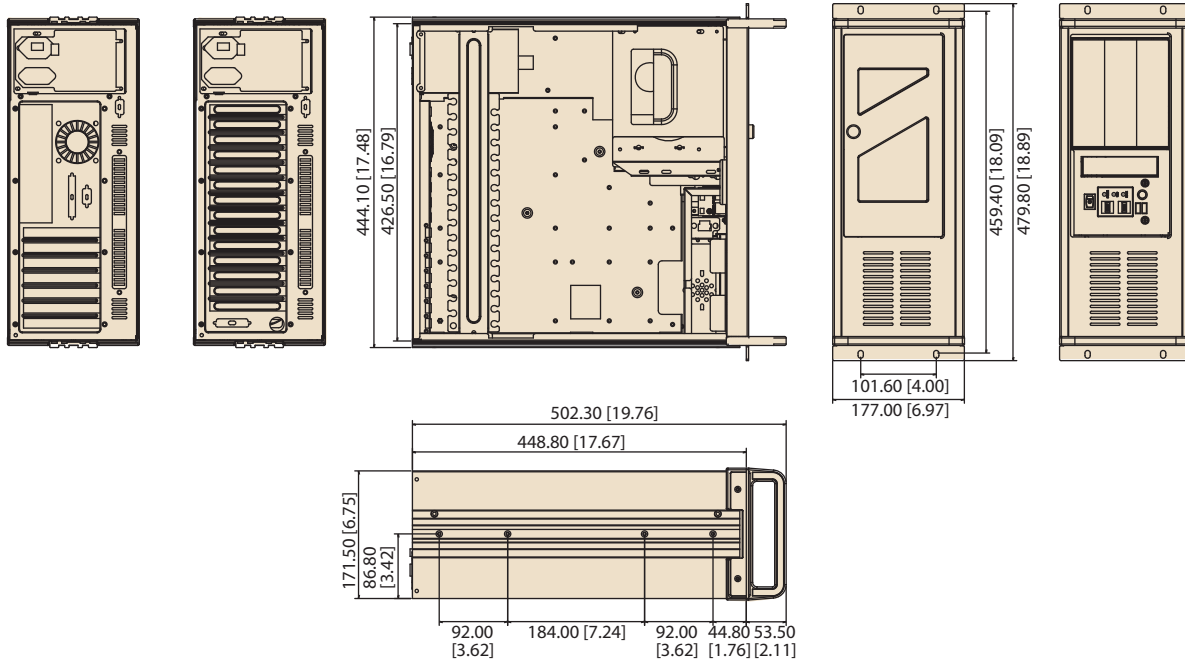
### Specifications

Drive Bay	3.5"	External	1	Internal	1
	5.25"		3		-
Cooling	Fan		1 (12 cm / 85 CFM)		
	Air Filter		Yes		
Front I/O Interface	USB		2		
	PS/2		1		
Miscellaneous	LED Indicators		Power, HDD, keyboard lock		
	Control		Power, system reset and keyboard lock switches		
	Rear Panel		Backplane version: One 9-pin D-Sub opening Motherboard version: Five 9-pin D-Sub & one 68-pin SCSI openings		
Environment	Temperature	Operating	0 ~ 40° C (32 ~ 104° F)	Non-Operating	-20 ~ 60° C (-4 ~ 140° F)
	Humidity		10 ~ 85% @ 40° C, non-condensing		10 ~ 95% @ 40° C, non-condensing
	Vibration (5 ~ 500 Hz)		1 Grms		2 G
	Shock		10 G (with 11 ms duration, half sine wave)		30 G
	Physical Characteristics	Dimensions (W x H x D)		IPC-610BP: 482 x 177 x 449 mm (19" x 7" x 17.8") IPC-610MB: 482 x 177 x 499 mm (19" x 7" x 19.6")	
	Weight		16.2 kg (35.6 lb)		



## Dimensions

Unit: mm [inch]



## Ordering Information

Part Number	Power Supply
<b>Backplane Version</b>	
IPC-610BP-00FEE	Without power supply, with ATX switch
IPC-610BP-30FEE	PS8-300ATX-ZBE
<b>Motherboard Version</b>	
IPC-610MB-00FEE	Without power supply, with ATX switch
IPC-610MB-30FEE	PS8-300ATX-ZBE

## Optional Accessories

Part Number	Description
IPC-DT-3120E	Mobile rack for converting a 3.5" drive bay to dual 2.5" SATA HDD trays
IPC-DT-5230E	Mobile rack for converting dual 5.25" drive bays to three 3.5" SAS/SATA HDD trays

## Power Supply Options

(For detailed power supply specs, please refer to Chapter 13)

Part Number	80 Plus Grade	Wattage	Type	Input
PS8-300ATX-ZBE	Bronze	300W	Single	AC 100 ~ 240 (full range)
PS8-400ATX-ZE	Bronze	400W	Single	AC 100 ~ 240 (full range)
PS-300ATX-DC48E	-	300W	Single	DC - 48V
RPS8-350ATX-XE	Gold	350W	1+1 Redundant	AC 100 ~ 240 (full range)
RPS8-500ATX-XE	Bronze	500W	1+1 Redundant	AC 100 ~ 240 (full range)

## Spare Parts

Part Number	Description
2130006190S000	Fan filter 120 x 100 x 15 mm